



केन्द्रीयविद्यालयसंगठन / KENDRIYA VIDYALAYA SANGATHAN
(Min. of Education, Govt. of India)
18-संस्थागतक्षेत्र / 18-Institutional Area
शहीदजीतसिंहमार्ग / ShaheedJeet Singh Marg
नईदिल्ली- 110016 / New Delhi - 110016
Tel: 26858570, Fax No. 011-26514179
www.kvsangathan.nic.in
E-mail ID- dcsportscellkvshq@gmail.com

F. No.110355/01/2022-23/KVS(HQ)/Sports/IDY- Yoga Protocol (Y-Break)/1185-1189 Date: 13/04/2022

उपायुक्त /निदेशक

केन्द्रीय विद्यालय संगठन

क्षेत्रीय कार्यालय/ZIETs ,

समस्त संभाग

ई-मेल केवल

विषय:- कार्यस्थल पर लोगों के लिए अल्पावधि का योग प्रोटोकॉल (Y-Break) के परिचय के संबंध में/ Introduction of short duration Yoga Protocol (Y-Break) for People at work place:-

महोदय/महोदया,,

उपरोक्त विषयांतर्गत पत्र संख्या F. No. 12-1/2022-IS.4 दिनांक 06.04.2022 अवर सचिव, स्कूल शिक्षा और साक्षरता विभाग, (IS-4 सेक्शन), शिक्षा मंत्रालय, भारत सरकार के द्वारा प्राप्त हुआ है, इस पत्रानुसार, Ministry of AYUSH is observing 8th International Day of Yoga (IDY) on 21st June, 2022, the MoA has come out with a short duration Yoga Protocol (Y-Break) for people at work place with a view to refresh, de-stress and refocus them with enhanced efficiency and productivity. An android based application "Y Break" has also been made available on Google Play Store for access by all.

In this regard, the MoA has launched a campaign to make awareness of the Yoga protocol to have access & usage of Y-Break Protocol/App among workforce all over the country so as to keep them stay Fit & Healthy with a view to increase productivity. A leaflet describing the Y-Break protocol is herewith attached for your ready reference.

Further, it is requested to take necessary action to spread awareness among Staff/Teachers and all employees about the access and usage of the Yoga Protocol/Y-Break App. 'Y Break' app can be accessed through:-

- On Google Play Store: - <https://apps.apple.com/ae/app/y-break/id155500278>
- On Apple Store: <https://apps.apple.com/ae/app/ybreak/id155500278>

भवदीय


(पल्लवी शर्मा)

उपायुक्त (शैक्षिक)

संलग्न : यथोपरि ।

प्रतिलिपि:-

1. निजी सचिव, आयुक्त, केन्द्रीय विद्यालय संगठन (मु.) नई दिल्ली को सूचनार्थ।
2. निजी सचिव, अपर आयुक्त (शैक्षिक) केन्द्रीय विद्यालय संगठन (मु.) नई दिल्ली को सूचनार्थ।
3. निजी सहायक, संयुक्त आयुक्त(प्रशिक्षण), केन्द्रीय विद्यालय संगठन (मु.) नई दिल्ली को सूचनार्थ।
4. अवर सचिव, स्कूल शिक्षा एवं साक्षरता, शिक्षा मंत्रालय, भारत सरकार को सूचनार्थ ।

E-14413
9/4/2022

F.NO. 12-1/2022-IS.4
Government of India
Ministry of Education
Department of School Education & Literacy
(IS. 4 Section)

Shastri Bhawan, New Delhi
Dated: 6th April, 2022

To,

The Additional Chief Secretary/Principal Secretary/Secretary (Education), All States/UTs

Subject: Introduction of short duration Yoga Protocol (Y-Break) for people at workplace - reg.

Madam/Sir,

As you are aware that Ministry of AYUSH is observing 8th International Day of Yoga (IDY) on 21st June, 2022, regarding this, Ministry of AYUSH has come out with a short duration Yoga Protocol (Y -Break) for people at work place with a view to refresh, de-stress and refocus them with enhanced efficiency and productivity. An android based application 'Y break' has also been made available on Google Play Store for access by all.

2. A campaign has been launched to make awareness of the Yoga protocol to have access & usage of Y-Break Protocol/APP among workforce all over the country so as to keep them stay fit & healthy with a view to increase productivity. A leaflet describing the Y-Break protocol is also attached.

3. In view of the above, you are kindly requested to take necessary action to spread awareness among employees and all the stakeholders about the access and usage of the Yoga Protocol/ Y-Break App. 'Y Break' app can be accessed through:-

- a. on Google Play Store : <https://apps.apple.com/ae/app/y-break/id155500278>
b. on Apple Store : <https://apps.apple.com/ae/app/y-break/id155500278>

Encl: As above.

Yours faithfully,

(Rajesh Kumar Maurya)

Under Secretary to the Government of India
Tel No. 011-23384501
Mail id: rajmaurya.edu@nic.in

165/Nsc
07/04/2022

Copy for similar action to:

Commissioner, KVS
Commissioner, NVS
Director, NCERT
Chairperson, CBSE
Chairperson, NCTE
Chairperson, NIOS
Director, NBB

21/Y&N

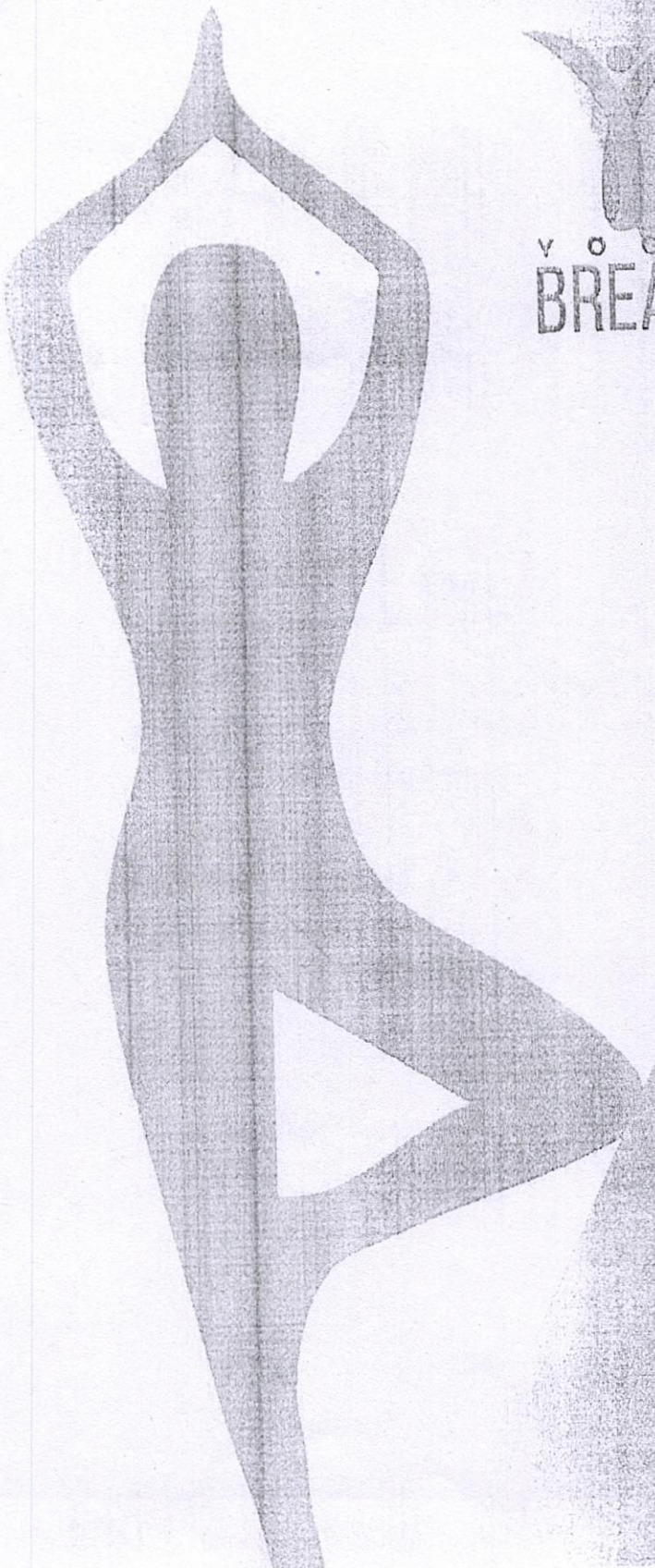


आयुष मंत्रालय, भारत सरकार
Ministry of AYUSH, Govt. of India

Yoga Break at Workplace



5 Minutes
Yoga
Protocol



Ministry of AYUSH
Government of India



To get De-stressed,
Refreshed and
Re-focused

S.No	Name of the Yoga practices Total Duration 5 minutes
01.	Tadasana Urdhva Hastottanasana Tadasana
02.	Skandha Cakra Uttana Mandukasana Kati Cakrasana
03.	Ardha Cakrasana Prasarita Padottanasana Deep breathing (3 rounds)
04.	Nadisodhana Pranayama
05.	Bhramari Pranayama Dhyana

1. Tadasana Urdhva Hastottanasana Tadasana

6


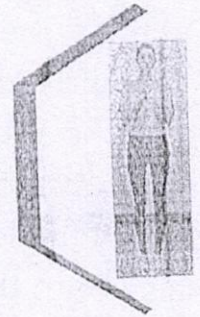
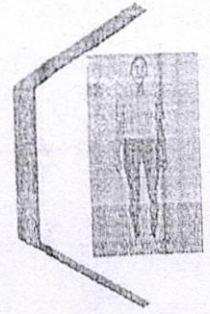
Caution:

- + Avoid in case of weak leg muscles, varicose veins, migraine and vertigo.
- + Avoid heel raise in case of cardiac illness.

Starting Position: Alert Posture (Samasthiti)


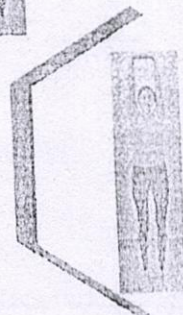


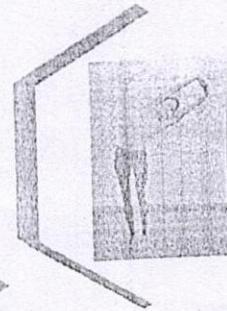
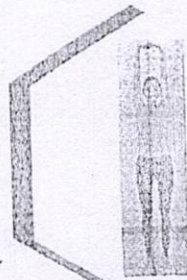

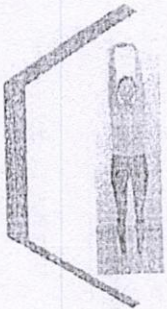
Technique

- + Stand with feet 2 inches apart.
- + Adopt namaskar mudra.
- + Inter lock fingers, inhale and stretch the arms upwards.
- + Maintain the position.
- + Exhale, bend on right side.
- + Inhale, come back.
- + Exhale, bend on left side..
- + Inhale, come back.
- + Exhale, place interlocked palms on the head.
- + Inhale, stretch the arms and heels up, relax and maintain the position.
- + Exhale, bring the heels down and release the interlock of the fingers come back to starting position.



Benefits

- + These asanas help in developing stability in the body, clearing congestion of the spinal nerves and correcting faulty posture.
- + These postures help to bring mind-body coordination





2. Skandha Cakra Uttana Mandukasana Kati Cakrasana


Caution:

- ✦ Avoid in case of vertigo and chronic shoulder pain, slipped disc and hernia

Starting Position: Alert Posture (Samasthiti)


Technique

- ✦ Stand with feet 2 inches apart.
- ✦ Raise the arms by the side, up to the shoulder level.
- ✦ Place the fingers on these respective shoulders.
- ✦ Rotate both elbows in a clockwise direction for 3 rounds.
- ✦ Do the same in an anti-clockwise direction for 3 rounds.
- ✦ Slide and cross both the arms behind the head.
- ✦ Keep the spine straight and relax.
- ✦ Inhale, stretch the arms, exhale bring them down.
- ✦ Spread the legs 2 feet apart.
- ✦ Raise both the arms to the chest level and parallel to each other.
- ✦ Exhale, twist the body towards the right side.
- ✦ Inhale and come back.
- ✦ Exhale, twist the body towards the left side.
- ✦ Inhale and come back.
- ✦ Exhale, bring the arms down
- ✦ Relax.



Benefits

- ✦ These practices help to relieve back pain, cervical spondylitis, frozen shoulder and helps in increasing flexibility of spine and waist.
- ✦ These postures help to overcome stress.



3. Ardha Cakrasana Prasarita Padottanasana Deep Breathing

Caution:

- ✦ Avoid this posture in case of cardiac disorders, spinal disorders, glaucoma, vertigo or a tendency to giddiness.
- ✦ Be gentle with your neck while bending backward.

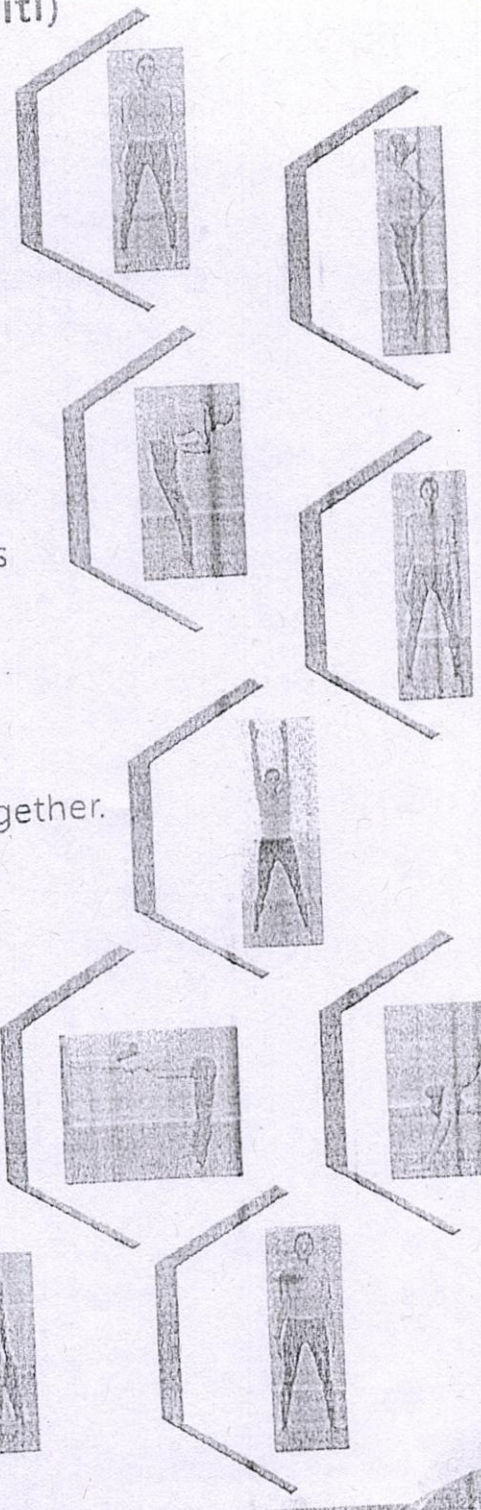
Starting Position: Alert Posture (Samasthiti)

Technique

- ✦ Spread the legs 2 feet apart.
- ✦ Place the fingers on the waist. Keep the arms parallel to each other.
- ✦ Inhale, bend backward.
- ✦ Maintain with normal breathing.
- ✦ Exhale, come back.
- ✦ Inhale, raise the arms upwards.
- ✦ Stretch up the body from the waist.
- ✦ Exhale, bend forward and place the palms on the floor under the shoulders.
- ✦ Relax and maintain the position.
- ✦ Inhale, come up to the upright position and stretch the arms above the head.
- ✦ Exhale, bring the arms down and legs together.
- ✦ Deep breathing for 3 times and relax.

Benefits

- ✦ These practices make the spine flexible, strengthen the spinal muscles and nerves, improve digestion and help in menstrual problems for women.
- ✦ These practices help to refresh.




Alternate Nostril Breathing (Nadisodhana Pranayama)

- ✦ Breath should be slow, steady and controlled. It should not be forced or restricted in anyway.

Technique

- ✦ Sit in any comfortable posture.
- ✦ Keep the spine and head straight.
- ✦ Place the left hand in Jnana mudra and the right hand in pranayama mudra.
- ✦ Close the right nostril with the right thumb and inhale through left nostril, close the left nostril and exhale through right nostril again inhale through right nostril and exhale through left nostril.
- ✦ This is one round of Nadisodhana Pranayama
- ✦ Repeat.
- ✦ Bring the right hand down in Jnana mudra.
- ✦ Relax



Benefits



- + Induces tranquillity and helps to improve 'internal awareness' and concentration.
- + Increases vitality and lowers anxiety and stress levels.

5. Bhramari Pranayama Dhyana

Starting Position: Sit in any comfortable posture with closed eyes.

Technique

- + Keep both the hands in Jnana mudra on the respective knees.
- + Inhale deeply, through the nose.
- + While exhaling, make a deep steady humming bee sound.
- + Repeat.
- + Dhyana.
- + Adopt dhyana mudra:
 - + Keep back and neck straight and relax.
 - + Observe breathing
 - + Meditate.



Now join the palms together in Namaskar Mudra, bring the arms down and relax.

Benefits

- + The practice of Bhramari relieves stress and helps in alleviating anxiety, anger and creates a soothing effect on the nervous system.
- + Meditation helps to keep the mind calm and quiet, increases concentration, memory, clarity of thought and rejuvenates the whole body and mind by giving them proper rest.
- + These practices help to re-focus


Do Yoga
To De-stress, refresh and re-focus

Y&N

The Team

10

Patron



Shri Shripad Yesso Naik
Hon'ble Minister of State (I.C) for AYUSH
and Minister of State for Defence
Government of India

Concept



Shri. P. N. Ranjit Kumar
Joint Secretary
Ministry of AYUSH, Government of India

Guidance



Vaidya Rajesh Kotecha
Secretary
Ministry of AYUSH, Government of India

Yoga Experts



Dr. Ishwar V. Basavaraddi
Director, Morarji Desai National Institute of Yoga
Adviser (Yoga & Naturopathy), Ministry of AYUSH
Project Director, WHO-CC for Traditional Medicine (Yoga)
68, Ashok Road, New Delhi-110001



Dr. Mukund Vinayak Bhole
Consultant in Yoga Therapy
& Promoter of Experiential Yoga
Lokmanya Medical Research Centre
Former Joint Director of Research K- Samiti
16, Badrivishal society
Lonavla-410403



Shri. S. Shridharan
Leading Yoga Expert and Trustee,
Krishnamacharya Yoga Mandiram
Old No 13, New No 31, Fourth Cross Street,
Rama Krishna Nagar, Raja Annamalai Puram,
Chennai, Tamil Nadu 600028

Coordinator



Dr. D. Elanchezhian
Project Coordinator, WHO CC (Yoga)
Morarji Desai National Institute of Yoga (MDNIY)
68, Ashok Road, New Delhi-110001



Publisher



Morarji Desai National Institute of Yoga (MDNIY)
Ministry of AYUSH, Govt. of India 68, Ashok Road, New Delhi-110001
Website : www.yogamdniy.nic.in, www.ayush.gov.in